

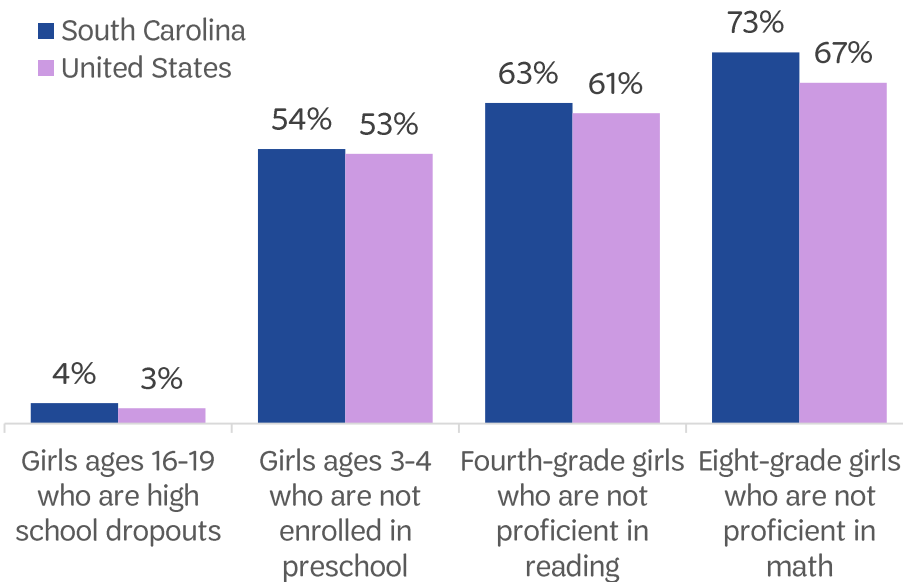
Girls' Well-Being: South Carolina vs. the United States

The State of Girls 2017

The *State of Girls* is the first research report to focus on the health and well-being of the 26 million girls living in the United States. The third edition of this report by the Girl Scout Research Institute focuses on changing demographics; economic, physical, and emotional health; education; and extracurricular/out-of-school time activities.

This profile summarizes recent trends in the well-being of girls living in South Carolina, compared with girls living in the U.S.

Education

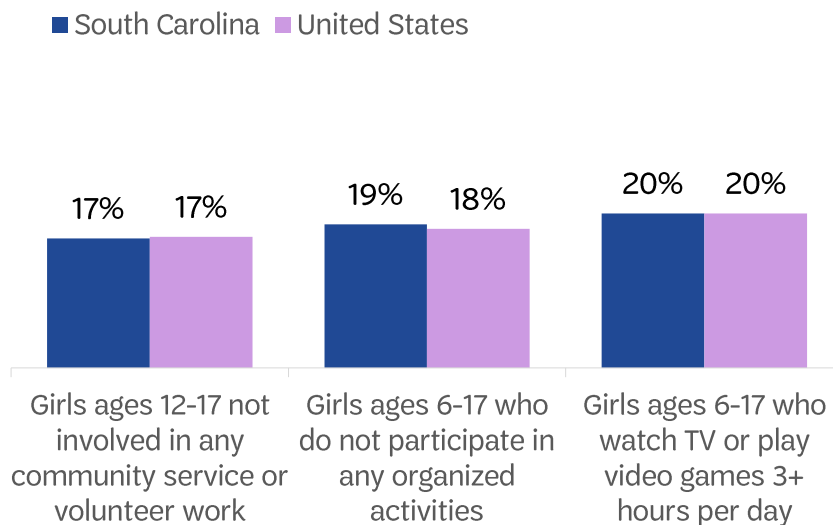


South Carolina State Ranking



The state ranking is based on 13 national measures of girls' well-being.*

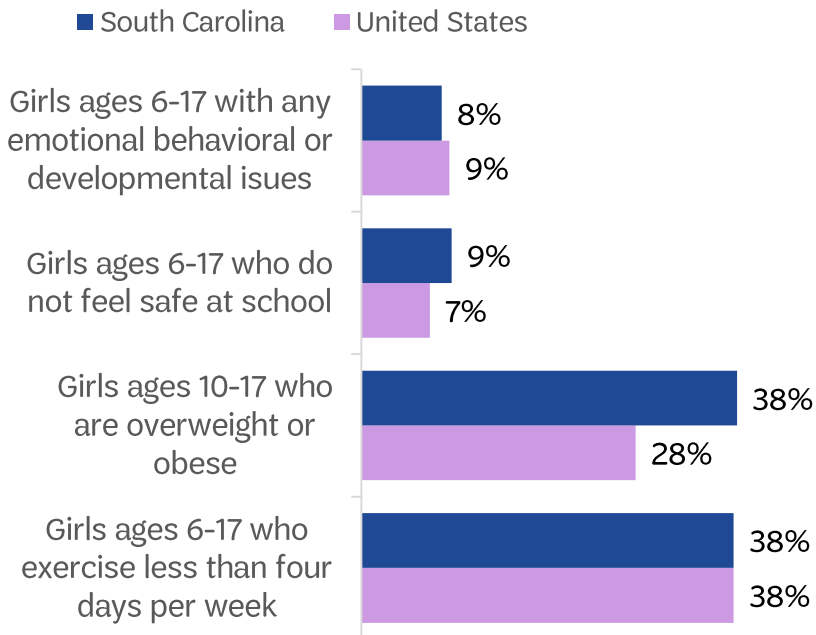
Extracurricular and Out-of-School Activities



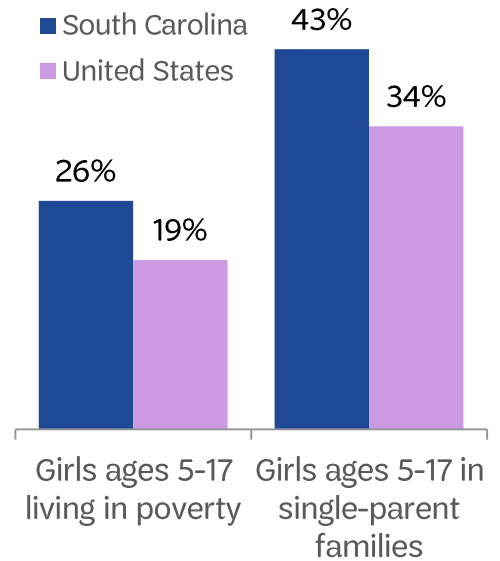
Top ranked states for girls' well-being:

1. New Hampshire
2. Utah
3. Minnesota
4. Vermont
5. South Dakota
6. Massachusetts
7. Nebraska
8. Connecticut
9. Maine
10. North Dakota

Physical and Emotional Health



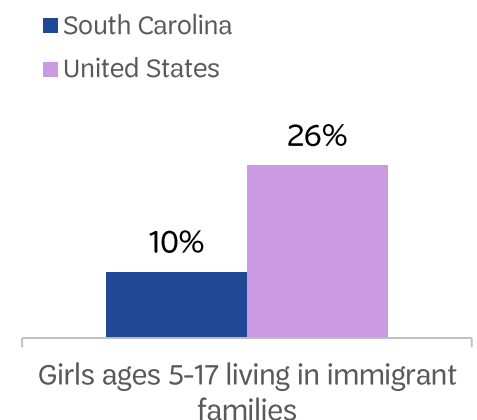
Economic Well-Being



Girls' Race/Ethnicity

	South Carolina	United States
White	55%	51%
Latina	8%	25%
Multiracial	3%	4%
American Indian	0%	1%
Asian	2%	5%
Black	31%	14%

Girls' Immigrant Status



Data is not destiny! As the premier leadership organization for girls, Girl Scouts is committed to ensuring that all girls develop to their full potential. To learn more, visit www.girlscouts.org/research.

Source: PRB analysis of the U.S. Census Bureau's American Community Survey (ACS), U.S. Census Bureau Population Estimates, National Survey of Children's Health (NSCH), and National Assessment of Educational Progress (NAEP). ACS, NSCH, and NAEP estimates are based on surveys of the population and are subject to both sampling and nonsampling error. These measures represent the most recent data gathered from national and government sources for the period 2012-2015.

*The state ranking for girls' well-being is a composite measure designed to summarize the well-being of girls in each of the 50 states across the 13 measures of well-being summarized in this fact sheet in education, economic well-being, extracurricular and out-of-school activities, and physical and emotional health.



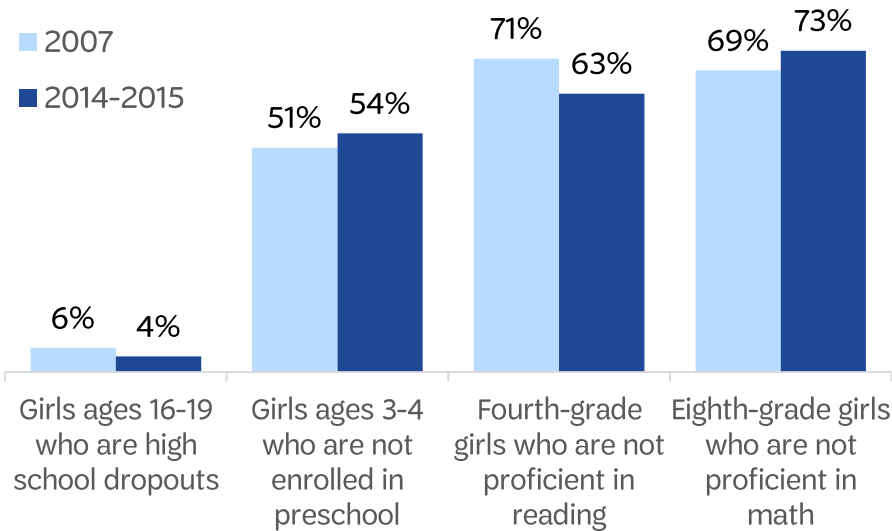
Girls' Well-Being in South Carolina: 2007 – Present

The State of Girls 2016

The *State of Girls* is the first research report to focus on the health and well-being of the 26 million girls living in the United States. The third edition of this report by the Girl Scout Research Institute focuses on changing demographics; economic, physical, and emotional health; education; and extracurricular/out-of-school time activities.

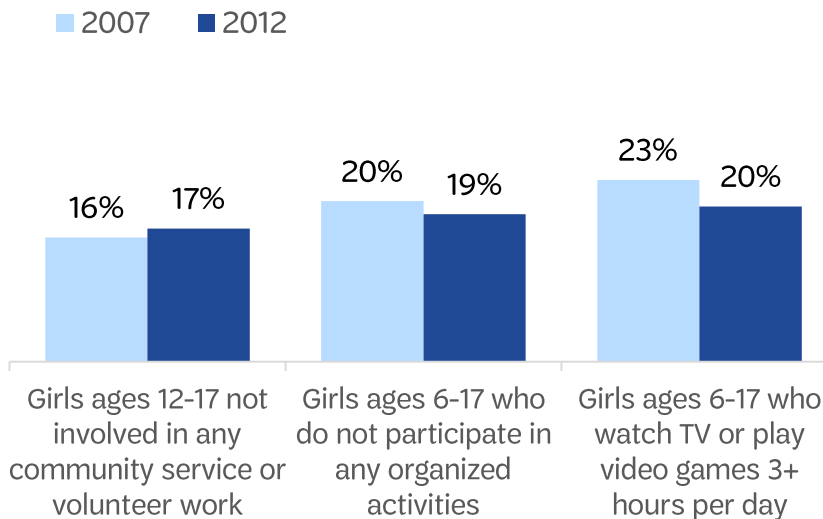
This profile summarizes recent trends in the well-being of the 390,403 girls ages 5 to 17 living in South Carolina across two time points: before and after the Great Recession, which took place from 2007 to 2009.

Education



The population of girls living in South Carolina rose to **390,403** in 2014 from **377,517** in 2007.

Extracurricular and Out-of-School Activities

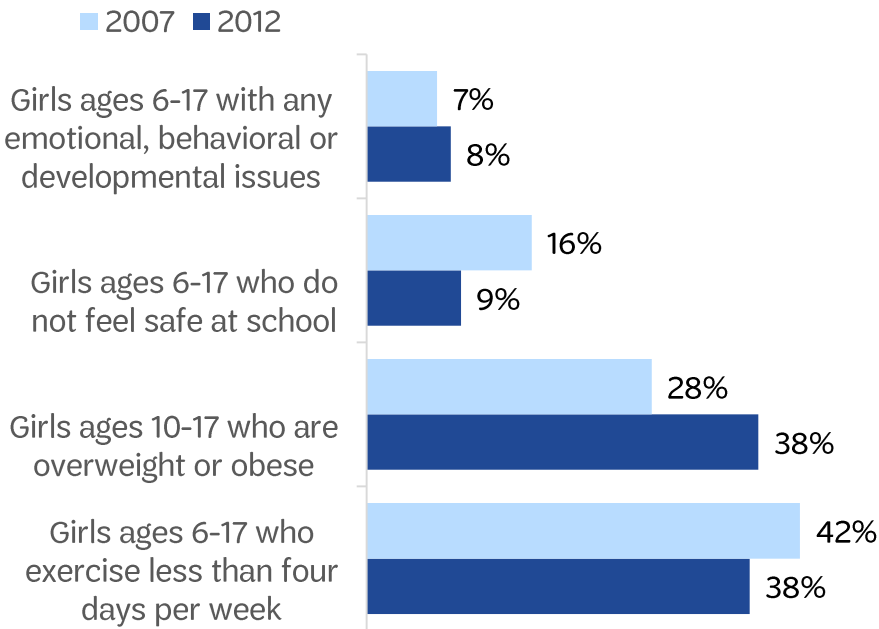


Top ranked states for girls' well-being:

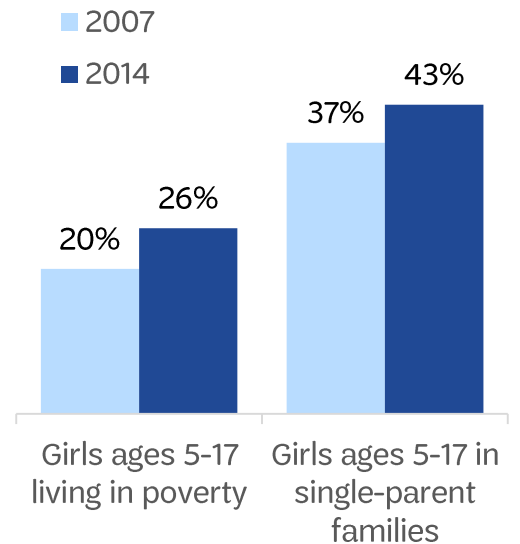
2007	2016
1. Vermont	1. New Hampshire
2. Minnesota	2. Utah
3. New Jersey	3. Minnesota
4. Utah	4. Vermont
5. New Hampshire	5. South Dakota
6. Connecticut	6. Massachusetts
7. Massachusetts	7. Nebraska
8. North Dakota	8. Connecticut
9. Wyoming	9. Maine
10. Wisconsin	10. North Dakota
38. South Carolina	40. South Carolina

The state ranking is based on 13 national measures of girls' well-being.*

Physical and Emotional Health



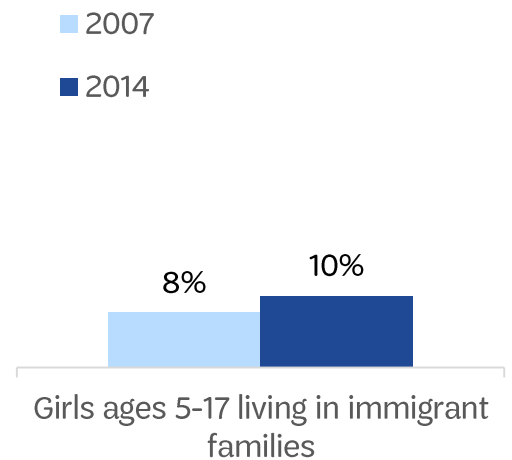
Economic Well-Being



Girls' Race/Ethnicity

	2007	2014
White	58%	55%
Latina	5%	8%
Multiracial	2%	3%
American Indian	0%	0%
Asian	1%	2%
Black	34%	31%

Girls' Immigrant Status



Data is not destiny! As the premier leadership organization for girls, Girl Scouts is committed to ensuring that all girls develop to their full potential. To learn more, visit www.girlscouts.org/research.

Source: PRB analysis of the U.S. Census Bureau's American Community Survey (ACS), U.S. Census Bureau Population Estimates, National Survey of Children's Health (NSCH), and National Assessment of Educational Progress (NAEP). ACS, NSCH, and NAEP estimates are based on surveys of the population and are subject to both sampling and nonsampling error. Data sources range from 2012-2015.

*The state ranking for girls' well-being is a composite measure designed to summarize the well-being of girls in each of the 50 states across the 13 measures of well-being summarized in this fact sheet in education, economic well-being, extracurricular and out-of-school activities, and physical and emotional health.

