

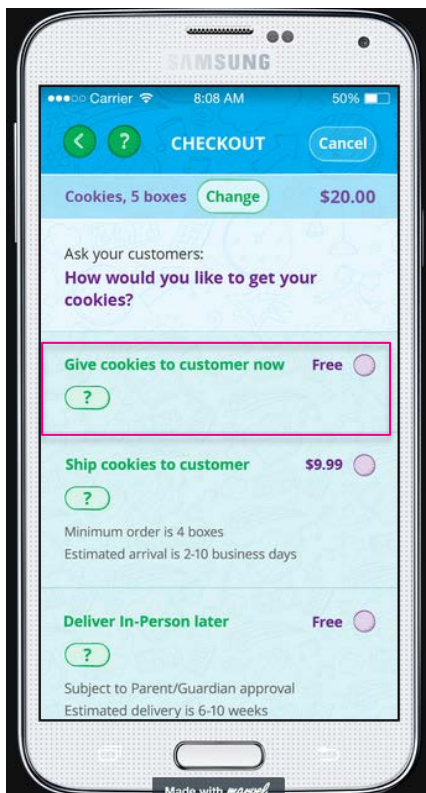
“Cookies in Hand” (Give cookies to customer now)

This feature can be used when a customer wants to purchase cookies that you have with you. Check with your council for any restrictions on using this feature.

For more information on app use, please see [“Mobile App In-Person Delivery”](#) Tip Sheet.

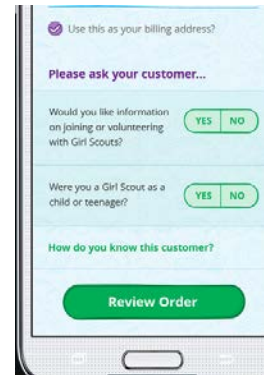
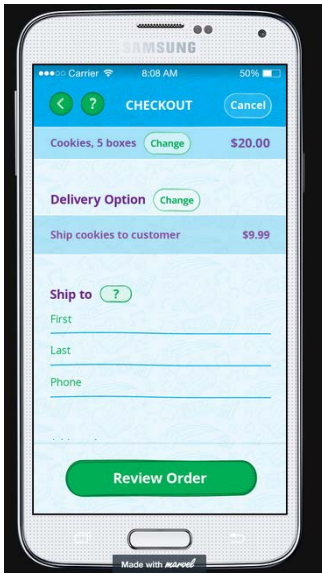
1

When the customer has made a selection and the girl clicks “Checkout”, the app moves to a checkout screen where she will mark “Give cookies to customer now.”



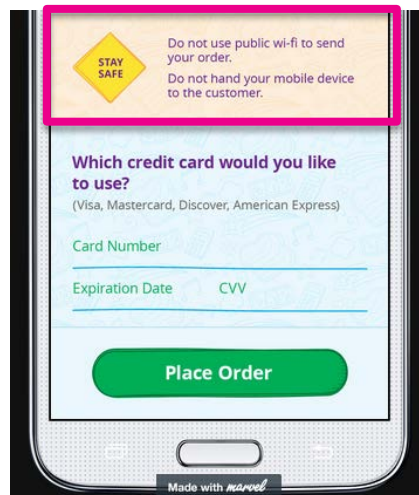
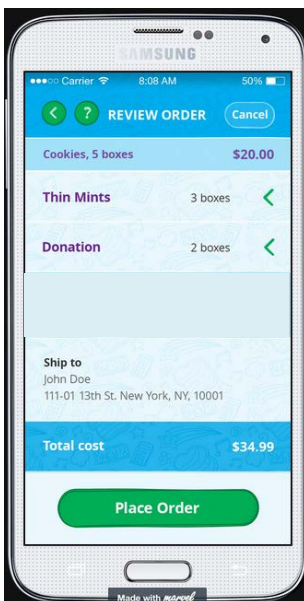
2

The girl then completes the customer information for where the cookies will be delivered to and ask if the billing address is the same. She will also scroll down and ask the customer the questions at the bottom of the checkout page.



3

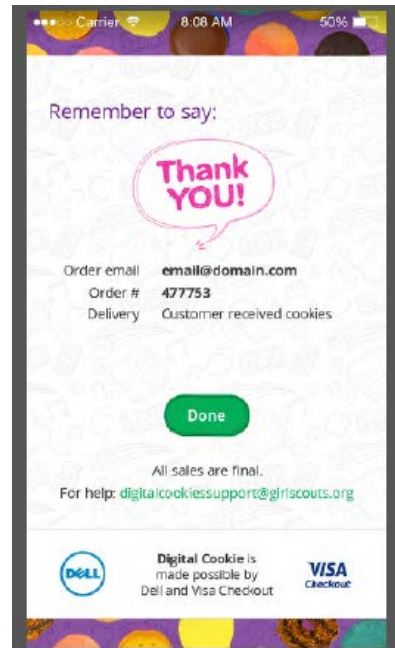
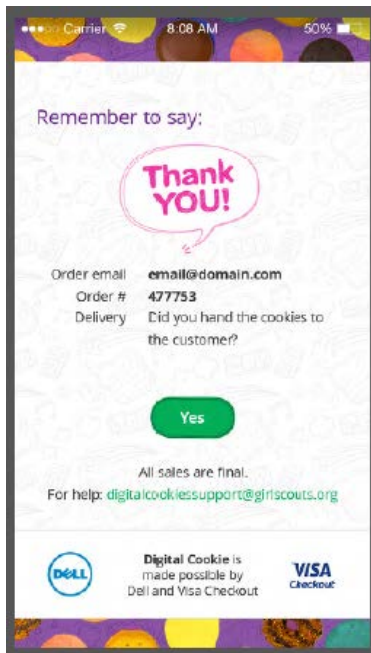
When the girl clicks the review order page, it will bring her to a screen where she can confirm the order with the customer and when she scrolls down, she can input the payment information from the customer.



Remember not to use public Wi-Fi to send your order and not to give your phone to the customer!

4

When she clicks the “Place Order” button, she will receive an order confirmation screen asking if she gave the cookies to the customer and a reminder to thank the customer for the order!



It is particularly important at a booth that the girl be directly involved in the mobile sale and that a leader/parent/guardian supervise her mobile transactions.