

Cookie Entrepreneur Pin/Badges

1


While you are logged in to Digital Cookie, click the link for “Badges” to be taken to the Cookie Entrepreneur Family Pin and Cookie Business badges that your Girl Scout can view and complete.




2

You'll be taken to a page that displays the Cookie Entrepreneur Pin and the Cookie Business badges appropriate to your Girl Scout's level. Girls can click on the instructions for each step:

My Brownie Pin and Badges




NEW! Girls work with their family to earn the Cookie Entrepreneur Family pin to strengthen skills and partner with her family. Adults look for the  throughout for special ways you can help!

Purpose: By completing these steps and earning the pin, girls will learn the key skills to cookie success with support from their family.

Steps to complete "Entrepreneur Pin"

- ✓ **STEP 1** Go for the goal.
- STEP 2** Find more customers.
- STEP 3** Be a money master.
- STEP 4** Make your pitch.
- STEP 5** Think like a Girl Scout.



When you run a business, you need to know all about your customers: Who they are, how to talk to them, and how to make them happy.

Purpose: When you've earned this badge, you'll know how to find customers, make them happy and help my cookie business grow.

Steps to complete "Meet My Customers"

- STEP 1** Find out where your customers are.
- STEP 2** Talk to some customers.
- STEP 3** Practice handling money and making change.
- STEP 4** Role-play good customer relations.

Click on a step.

3

The instructions for that step will pop up.
If there are activities within Digital Cookie that will help her complete the step, links will be included.
When she is finished with each step, she can check the box to show she completed it.

My Brownie Pin and Badges

< Back

NEW!
Brownie Entrepreneur Pin - Step 2

Check the box when the activity is finished.

I did this

Find more customers
Who do you want to sell cookies to besides your family and friends? Have your family see on the way to school or at weekend activities. How could you find even more customers? Spread the word about your cookie business, then write or draw your ideas and decide to your Digital Cookie customer list.

Link to activities she can complete in the site.

Adults: Open doors
Help her think of different ways to reach new customers, like going door to door, making setting up a booth. If she decides to go door to door, make sure a caring adult is with her leader about council guidelines for cookie booths.

Be sure and check the box to show that you've completed this step.

NOTE that when a girl checks the box for the last step in earning that badge, she will get a pop-up asking her to confirm it. Once she marks the steps as complete and the badge earned, she can't go back.

< Back

Step 5

Hooray! You are about to complete your award.

This is the last step needed in order to earn:

Give Back

Once you check "I did it" you won't be able to undo this step. Your award completion date will be set.

Did you complete the last step?

Yes, I did this step No, not done yet

Tell your...
After your...
Once you've...
Be sure...

4

When she marks the box as completed, it will show as completed on her badge page.
Girls can mark the steps as completed even if they finished the badge earlier. If she wants to do the steps again, she can— they are all great tools for her cookie sale.
When she has completed all the steps, a star will appear at the end of her progress bar and she will get a message of congratulations!

5

Once the girl has completed her badge it will display in color on her home page.