

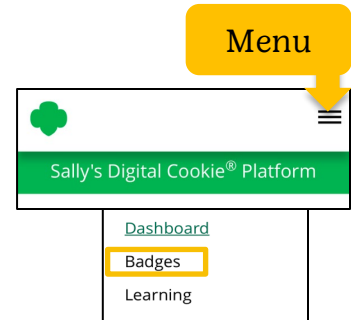
Digital Cookie®

Cookie Entrepreneur Pins & Badges

Girl Scouts can explore and complete Cookie Entrepreneur Family Pins and Cookie Business Badges right in Digital Cookie.

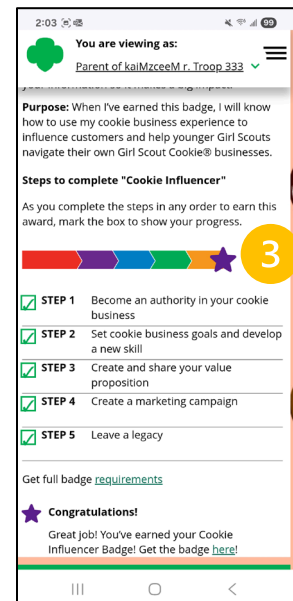
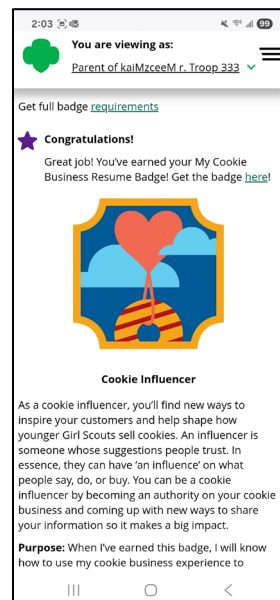
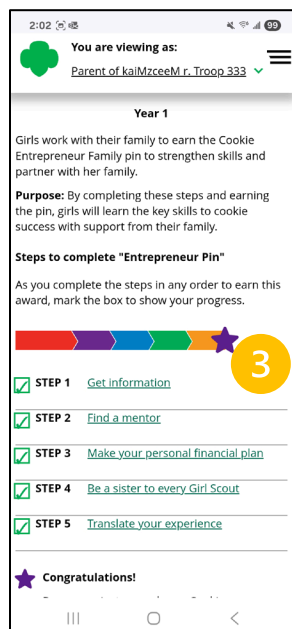

Step 1: Log In and Access Badges

- Log in to **Digital Cookie**.
- Tap the **Badges** in the Menu section to view available Cookie Entrepreneur Family Pins and Cookie Business Badges for your Girl Scout's level.



Step 2: Viewing Badges Page

- The page displays:
 - Cookie Entrepreneur Family Pins** and
 - Cookie Business Badges** appropriate for your Girl Scout's level
- For badges:
 - Read an overview of the steps.
 - For full details, check with your troop volunteer or purchase requirements online via the shop link or at your local council store.
- For pins:
 - Tap on the instructions for each step to begin.



Digital Cookie®

Step 3: Complete Pin Steps

- Instructions for each step will pop up.
- Tap the link to complete activities.
- After finishing a step, check the box next to it.
- When the last step is checked, a pop-up will confirm completion.
- Girl Scouts can mark steps as complete even if they finished them earlier with their troop.
- Steps can be repeated anytime—great tools for building entrepreneurial skills!

Step 4: Celebrate Completion

- When all steps are complete:
 - A star appears at the end of the progress bar.
 - A congratulatory message displays.
 - The completed badge or pin will appear in color on the Girl Scout's dashboard.

